



Cambridge International AS & A Level

FURTHER MATHEMATICS

9231/11

Paper 1 Further Pure Mathematics 1

October/November 2021

MARK SCHEME

Maximum Mark: 75

Published

This mark scheme is published as an aid to teachers and candidates, to indicate the requirements of the examination. It shows the basis on which Examiners were instructed to award marks. It does not indicate the details of the discussions that took place at an Examiners' meeting before marking began, which would have considered the acceptability of alternative answers.

Mark schemes should be read in conjunction with the question paper and the Principal Examiner Report for Teachers.

Cambridge International will not enter into discussions about these mark schemes.

Cambridge International is publishing the mark schemes for the October/November 2021 series for most Cambridge IGCSE™, Cambridge International A and AS Level components and some Cambridge O Level components.

This document consists of **14** printed pages.

PUBLISHED**Generic Marking Principles**

These general marking principles must be applied by all examiners when marking candidate answers. They should be applied alongside the specific content of the mark scheme or generic level descriptors for a question. Each question paper and mark scheme will also comply with these marking principles.

GENERIC MARKING PRINCIPLE 1:

Marks must be awarded in line with:

- the specific content of the mark scheme or the generic level descriptors for the question
- the specific skills defined in the mark scheme or in the generic level descriptors for the question
- the standard of response required by a candidate as exemplified by the standardisation scripts.

GENERIC MARKING PRINCIPLE 2:

Marks awarded are always **whole marks** (not half marks, or other fractions).

GENERIC MARKING PRINCIPLE 3:

Marks must be awarded **positively**:

- marks are awarded for correct/valid answers, as defined in the mark scheme. However, credit is given for valid answers which go beyond the scope of the syllabus and mark scheme, referring to your Team Leader as appropriate
- marks are awarded when candidates clearly demonstrate what they know and can do
- marks are not deducted for errors
- marks are not deducted for omissions
- answers should only be judged on the quality of spelling, punctuation and grammar when these features are specifically assessed by the question as indicated by the mark scheme. The meaning, however, should be unambiguous.

GENERIC MARKING PRINCIPLE 4:

Rules must be applied consistently, e.g. in situations where candidates have not followed instructions or in the application of generic level descriptors.

GENERIC MARKING PRINCIPLE 5:

Marks should be awarded using the full range of marks defined in the mark scheme for the question (however; the use of the full mark range may be limited according to the quality of the candidate responses seen).

GENERIC MARKING PRINCIPLE 6:

Marks awarded are based solely on the requirements as defined in the mark scheme. Marks should not be awarded with grade thresholds or grade descriptors in mind.

| Mathematics Specific Marking Principles | |
|---|---|
| 1 | Unless a particular method has been specified in the question, full marks may be awarded for any correct method. However, if a calculation is required then no marks will be awarded for a scale drawing. |
| 2 | Unless specified in the question, answers may be given as fractions, decimals or in standard form. Ignore superfluous zeros, provided that the degree of accuracy is not affected. |
| 3 | Allow alternative conventions for notation if used consistently throughout the paper, e.g. commas being used as decimal points. |
| 4 | Unless otherwise indicated, marks once gained cannot subsequently be lost, e.g. wrong working following a correct form of answer is ignored (isw). |
| 5 | Where a candidate has misread a number in the question and used that value consistently throughout, provided that number does not alter the difficulty or the method required, award all marks earned and deduct just 1 mark for the misread. |
| 6 | Recovery within working is allowed, e.g. a notation error in the working where the following line of working makes the candidate's intent clear. |

PUBLISHED**Mark Scheme Notes**

The following notes are intended to aid interpretation of mark schemes in general, but individual mark schemes may include marks awarded for specific reasons outside the scope of these notes.

Types of mark

- M** Method mark, awarded for a valid method applied to the problem. Method marks are not lost for numerical errors, algebraic slips or errors in units. However, it is not usually sufficient for a candidate just to indicate an intention of using some method or just to quote a formula; the formula or idea must be applied to the specific problem in hand, e.g. by substituting the relevant quantities into the formula. Correct application of a formula without the formula being quoted obviously earns the M mark and in some cases an M mark can be implied from a correct answer.
- A** Accuracy mark, awarded for a correct answer or intermediate step correctly obtained. Accuracy marks cannot be given unless the associated method mark is earned (or implied).
- B** Mark for a correct result or statement independent of method marks.
- DM or DB** When a part of a question has two or more ‘method’ steps, the M marks are generally independent unless the scheme specifically says otherwise; and similarly, when there are several B marks allocated. The notation DM or DB is used to indicate that a particular M or B mark is dependent on an earlier M or B (asterisked) mark in the scheme. When two or more steps are run together by the candidate, the earlier marks are implied and full credit is given.
- FT** Implies that the A or B mark indicated is allowed for work correctly following on from previously incorrect results. Otherwise, A or B marks are given for correct work only.
- A or B marks are given for correct work only (not for results obtained from incorrect working) unless follow through is allowed (see abbreviation FT above).
 - For a numerical answer, allow the A or B mark if the answer is correct to 3 significant figures or would be correct to 3 significant figures if rounded (1 decimal place for angles in degrees).
 - The total number of marks available for each question is shown at the bottom of the Marks column.
 - Wrong or missing units in an answer should not result in loss of marks unless the guidance indicates otherwise.
 - Square brackets [] around text or numbers show extra information not needed for the mark to be awarded.

Abbreviations

| | |
|--------|---|
| AEF/OE | Any Equivalent Form (of answer is equally acceptable) / Or Equivalent |
| AG | Answer Given on the question paper (so extra checking is needed to ensure that the detailed working leading to the result is valid) |
| CAO | Correct Answer Only (emphasising that no ‘follow through’ from a previous error is allowed) |
| CWO | Correct Working Only |
| ISW | Ignore Subsequent Working |
| SOI | Seen Or Implied |
| SC | Special Case (detailing the mark to be given for a specific wrong solution, or a case where some standard marking practice is to be varied in the light of a particular circumstance) |
| WWW | Without Wrong Working |
| AWRT | Answer Which Rounds To |

PUBLISHED

| Question | Answer | Marks | Guidance |
|----------|---|--------------|---|
| 1 | $b = -(\alpha + \beta + \gamma) = -3$ | B1 | |
| | $5 = 3^2 - 2(\alpha\beta + \beta\gamma + \gamma\alpha)$ | M1 A1 | Uses formula for sum of squares. |
| | $c = 2$ | A1 | |
| | $6 - 3(5) + 2(3) + 3d = 0$ | M1 | Uses original equation or formula for sum of cubes. |
| | [Equation is $x^3 - 3x^2 + 2x + 1 = 0$] $d = 1$ | A1 | |
| | | 6 | |

| Question | Answer | Marks | Guidance |
|----------|---|--------------|---|
| 2(a) | $\sum_{r=1}^n (r^3 + 3r^2 + 2r) = \frac{1}{4}n^2(n+1)^2 + \frac{1}{2}n(n+1)(2n+1) + n(n+1)$ | M1 A1 | Expands and substitutes formulae. At least two formulae used for M1. |
| | $= \frac{1}{4}n(n+1)(n^2 + n + 4n + 2 + 4) = \frac{1}{4}n(n+1)(n+2)(n+3)$ | A1 | |
| | | 3 | |

PUBLISHED

| Question | Answer | Marks | Guidance |
|----------|--|--------------|---|
| 2(b) | $\frac{1}{r(r+1)(r+2)} = \frac{1}{2r} - \frac{1}{r+1} + \frac{1}{2(r+2)}$ | M1 A1 | Finds partial fractions. |
| | $\sum_{r=1}^n \frac{1}{r(r+1)(r+2)} = \frac{1}{2}f(1) - f(2) + \frac{1}{2}f(3)$ $+ \frac{1}{2}f(2) - f(3) + \frac{1}{2}f(4)$ $+ \frac{1}{2}f(3) - f(4) + \frac{1}{2}f(5)$ \vdots $+ \frac{1}{2}f(n-1) - f(n) + \frac{1}{2}f(n+1)$ $+ \frac{1}{2}f(n) - f(n+1) + \frac{1}{2}f(n+2)$ | M1 A1 | Shows enough terms for cancelation to be clear. Where $f(x) = \frac{1}{r}$ |
| | $= \frac{1}{4} - \frac{1}{2(n+1)} + \frac{1}{2(n+2)}$ | A1 | ISW |
| | | 5 | |
| 2(c) | $\frac{1}{4}$ | B1 FT | FT from <i>their</i> answer to part (b). |
| | | 1 | |

PUBLISHED

| Question | Answer | Marks | Guidance |
|----------|---|--------------|---|
| 3(a) | $a_2 = 2^3$ leading to $\ln a_2 = 3 \ln 2$ so true when $n = 2$. | B1 | Checks base case. Must be $n = 2$ and exact. |
| | Assume that $\ln a_k \geq 3^{k-1} \ln 2$. | B1 | States inductive hypothesis. |
| | $\ln a_{k+1} = 3 \ln \left(a_k + \frac{1}{a_k} \right) > 3 \ln a_k$ | M1 | Applies result given in part (a). |
| | $\geq 3^k \ln 2$ | M1 A1 | Applies inductive hypothesis and writes in required form. |
| | So true when $n = k + 1$. By induction, true for all integers $n \geq 2$. | A1 | States conclusion, all previous marks must be gained. |
| | | 6 | |
| 3(b) | $3 \ln \left(a_n + \frac{1}{a_n} \right) - \ln a_n > 2 \ln a_n$ | M1 | Applies results given in parts (a) and (b). |
| | $> 2 \times 3^{n-1} \ln 2 = 3^{n-1} \ln 4$ | A1 | AG |
| | | 2 | |

| Question | Answer | Marks | Guidance |
|----------|---|-----------|---------------------------------------|
| 4(a) | One-way stretch [scale factor 3 parallel to the x -axis] followed by a rotation, [anticlockwise centred at the origin, through an angle θ .] | B2 | Award B1 if given in the wrong order. |
| | | 2 | |

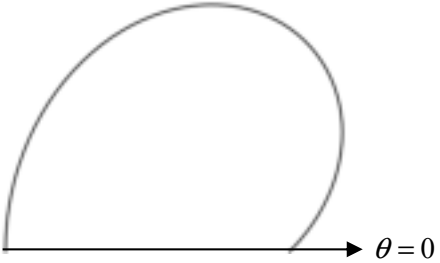
PUBLISHED

| Question | Answer | Marks | Guidance |
|----------|---|--------------|---|
| 4(b) | $\mathbf{M} = \begin{pmatrix} 3\cos\theta & -\sin\theta \\ 3\sin\theta & \cos\theta \end{pmatrix}$ | B1 | |
| | $\begin{pmatrix} 3\cos\theta & -\sin\theta \\ 3\sin\theta & \cos\theta \end{pmatrix} \begin{pmatrix} x \\ y \end{pmatrix} = \begin{pmatrix} 3x\cos\theta - y\sin\theta \\ 3x\sin\theta + y\cos\theta \end{pmatrix}$ | B1 | Transforms $\begin{pmatrix} x \\ y \end{pmatrix}$ to $\begin{pmatrix} X \\ Y \end{pmatrix}$. |
| | $3x\sin\theta + mx\cos\theta = 3mx\cos\theta - m^2x\sin\theta$ | M1 A1 | Uses $y = mx$ and $Y = mX$. |
| | $m^2\sin\theta - 2m\cos\theta + 3\sin\theta = 0$ | A1 | |
| | $4\cos^2\theta - 12\sin^2\theta = 0$ | M1 A1 | Sets discriminant equal to 0. |
| | $\tan\theta = \pm\frac{1}{\sqrt{3}}$ or $4\cos^2\theta - 12(1 - \cos^2\theta) = 0$ leading to $16\cos^2\theta - 12 = 0$ leading to $\cos\theta = \pm\frac{\sqrt{3}}{2}$ | M1 | Uses an appropriate trigonometric identity. |
| | $\theta = \frac{1}{6}\pi$ and $\theta = \frac{5}{6}\pi$ | A1 | Allow 30° and 150° |
| | | 9 | |

PUBLISHED

| Question | Answer | Marks | Guidance |
|----------|---|---------------------|---|
| 5(a) | $\begin{vmatrix} \mathbf{i} & \mathbf{j} & \mathbf{k} \\ 1 & 0 & 1 \\ 2 & 3 & 0 \end{vmatrix} = \begin{pmatrix} -3 \\ 2 \\ 3 \end{pmatrix}$ | M1 A1 | Finds vector perpendicular to Π . |
| | $-3(-2) + 2(3) + 3(3) = 21$ | M1 | Substitutes point on Π . |
| | $-3x + 2y + 3z = 21$ | A1 | |
| | | 4 | |
| 5(b) | $\begin{pmatrix} 2 \\ -3 \\ 5+t \end{pmatrix}$ | B1 | Forms general point on line (given as a single vector). |
| | $-3(2) + 2(-3) + 3(5+t) = 21$ leading to $t = 6$ | M1 | Substitutes into the equation for Π . |
| | $\begin{pmatrix} 2 \\ -3 \\ 11 \end{pmatrix}$ | A1 | |
| | | 3 | |
| 5(c) | $\begin{pmatrix} 0 \\ 0 \\ 1 \end{pmatrix} \cdot \begin{pmatrix} -3 \\ 2 \\ 3 \end{pmatrix} = \sqrt{1}\sqrt{22} \cos \alpha$ leading to $\cos \alpha = \frac{3}{\sqrt{22}}$ | M1 A1 FT | Uses dot product of \mathbf{k} and their normal. |
| | Acute angle between l and Π is $90 - \alpha = 39.8^\circ$ | A1 | |
| | | 3 | |

PUBLISHED

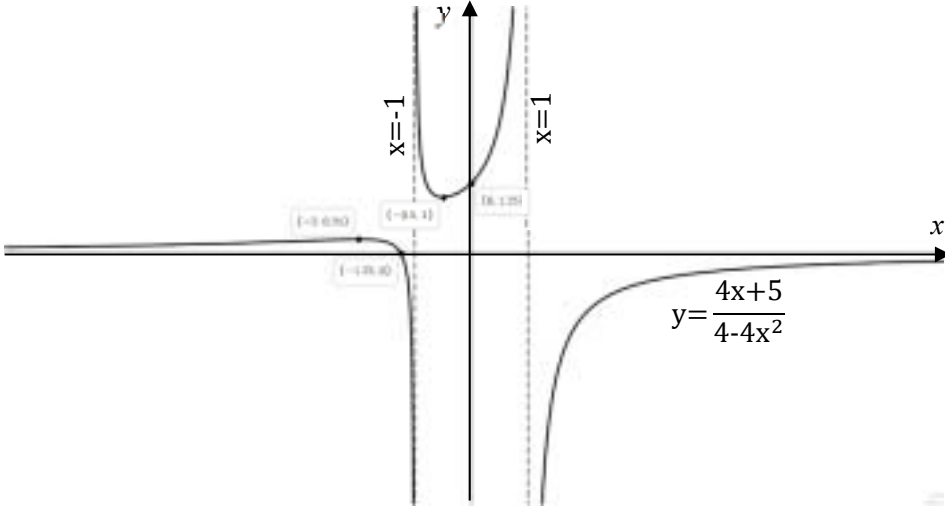
| Question | Answer | Marks | Guidance |
|----------|---|--------------|--|
| 5(d) | $\begin{pmatrix} 0 \\ 0 \\ 7 \end{pmatrix} - \begin{pmatrix} 2 \\ -3 \\ 5 \end{pmatrix} = \begin{pmatrix} -2 \\ 3 \\ 2 \end{pmatrix}$ | B1 | Finds direction vector from P to plane. |
| | $\frac{1}{\sqrt{22}} \begin{pmatrix} -2 \\ 3 \\ 2 \end{pmatrix} \cdot \begin{pmatrix} -3 \\ 2 \\ 3 \end{pmatrix} = \frac{18}{\sqrt{22}} = 3.84$ | M1 A1 | Uses dot product of their direction and normal vectors. |
| | | 3 | |
| 6(a) | $2(c(c) - (1+s)s) = 0$ | M1 | Finds $\frac{dr}{d\theta}$ and sets equal to 0. |
| | $1 - s - 2s^2 = 0$ | A1 | |
| | $\sin \theta = -1, \sin \theta = \frac{1}{2} \text{ leading to } \theta = \frac{1}{6}\pi$ | M1 A1 | Solves quadratic in $\sin \theta$. |
| | $\left(\frac{3}{2}\sqrt{3}, \frac{1}{6}\pi\right)$ | A1 | Allow $(2.60, \frac{1}{6}\pi)$ 3sf |
| | | 5 | |
| 6(b) |  | B1 | Correct shape. Tangential to $\theta = \frac{\pi}{2}$ at pole, r strictly increasing to $\frac{\pi}{6}$ then decreasing. |
| | | B1 | Correct position. All in first quadrant. |
| | | 2 | |

PUBLISHED

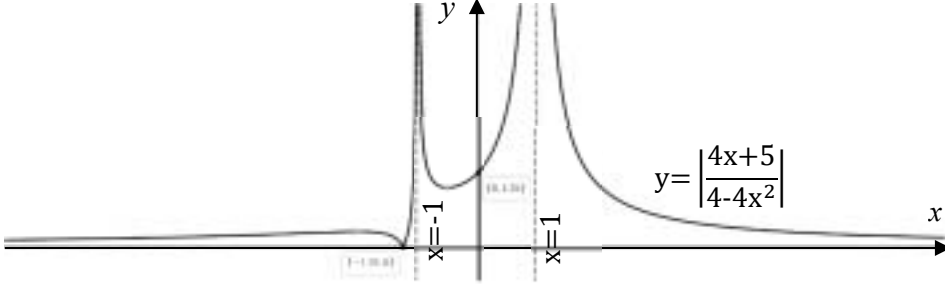
| Question | Answer | Marks | Guidance |
|----------|--|--------------|--|
| 6(c) | $\frac{1}{2} \int_0^{\frac{1}{2}\pi} 4c^2(1+s)^2 d\theta = 2 \int_0^{\frac{1}{2}\pi} c^2 + 2sc^2 + s^2c^2 d\theta$ | M1 A1 | Uses $\frac{1}{2} \int r^2 d\theta$ with correct limits. |
| | $2 \int_0^{\frac{1}{2}\pi} \frac{1}{2}(\cos 2\theta + 1) + 2 \sin \theta \cos^2 \theta + \frac{1}{4} \sin^2 2\theta d\theta$ | M1 | Uses double angle formulae on first and last terms. |
| | $\int_0^{\frac{1}{2}\pi} \cos 2\theta + 1 + 4 \sin \theta \cos^2 \theta + \frac{1}{4} - \frac{1}{4} \cos 4\theta d\theta$ | A1 | Obtains integrable form. |
| | $\left[\frac{5}{4}\theta + \frac{1}{2} \sin 2\theta - \frac{4}{3} \cos^3 \theta - \frac{1}{16} \sin 4\theta \right]_0^{\frac{1}{2}\pi}$ | M1 | Integrates. |
| | $\frac{5}{8}\pi + \frac{4}{3}$ | A1 | |
| | | 6 | |

| Question | Answer | Marks | Guidance |
|----------|--|--------------|-------------------------------------|
| 7(a) | $x = 1, x = -1$ | B1 | Vertical asymptotes. |
| | $y = 0$ | B1 | Horizontal asymptote. |
| | | 2 | |
| 7(b) | $\frac{dy}{dx} = \frac{(4-4x^2)(4) - (4x+5)(-8x)}{(4-4x^2)^2}$ | M1 | Finds $\frac{dy}{dx}$. |
| | $16x^2 + 40x + 16 = 0$ | M1 | Sets equal to 0 and forms equation. |
| | $(-2, \frac{1}{4}), (-\frac{1}{2}, 1)$ | A1 A1 | |
| | | 4 | |

PUBLISHED

| Question | Answer | Marks | Guidance |
|----------|--|-----------------------------|--|
| 7(c) |  | B1 | Axes and asymptotes. |
| | B1 | Correct shape and position. | |
| | $(-\frac{5}{4}, 0), (0, \frac{5}{4})$ | B1 | States coordinates of intersections with axes. |
| | | 3 | |

PUBLISHED

| Question | Answer | Marks | Guidance |
|----------|---|--------------|--|
| 7(d) |  | B1 FT | FT from sketch in part (c). |
| | | B1 | Correct shape at infinity. |
| | $\frac{4x+5}{4-4x^2} = \frac{5}{4} \text{ or } \frac{4x+5}{4-4x^2} = -\frac{5}{4}$ $5x^2 + 4x = 0 \text{ or } 5x^2 - 4x - 10 = 0$ | M2 | Finds critical points, award M1 for each case. |
| | $x = -\frac{4}{5}, x = 0 \text{ or } x = \frac{2}{5} - \frac{3}{5}\sqrt{6}, x = \frac{2}{5} + \frac{3}{5}\sqrt{6}$ | A1 | A0 if $-1.07, 1.87$ |
| | $\frac{2}{5} - \frac{3}{5}\sqrt{6} < x < -\frac{4}{5}, 0 < x < \frac{2}{5} + \frac{3}{5}\sqrt{6}, x \neq \pm 1$ | A1 FT | Condone exclusion of $x = \pm 1$ from the range. |
| | 6 | | |