



UNIVERSITY OF CAMBRIDGE INTERNATIONAL EXAMINATIONS  
International General Certificate of Secondary Education

CANDIDATE  
NAME

CENTRE  
NUMBER

--	--	--	--	--

CANDIDATE  
NUMBER

--	--	--	--	--

\* 3 9 8 3 8 7 9 9 3 0 \*

**PHYSICAL SCIENCE**

**0652/03**

Paper 3 (Extended)

**October/November 2010**

**1 hour 15 minutes**

Candidates answer on the Question Paper.

No Additional Materials are required.

**READ THESE INSTRUCTIONS FIRST**

Write your Centre number, candidate number and name on all the work you hand in.

Write in dark blue or black pen.

You may use a soft pencil for any diagrams, graphs, tables or rough working.

Do not use staples, paper clips, highlighters, glue or correction fluid.

**DO NOT WRITE IN ANY BARCODES.**

Answer **all** questions.

A copy of the Periodic Table is printed on page 20.

At the end of the examination, fasten all your work securely together.

The number of marks is given in brackets [ ] at the end of each question or part question.

For Examiner's Use	
<b>1</b>	
<b>2</b>	
<b>3</b>	
<b>4</b>	
<b>5</b>	
<b>6</b>	
<b>7</b>	
<b>8</b>	
<b>Total</b>	

This document consists of **17** printed pages and **3** blank pages.



- 1 Fig. 1.1 shows apparatus used to react dilute solutions of sodium hydroxide and sulfuric acid.

For  
Examiner's  
Use

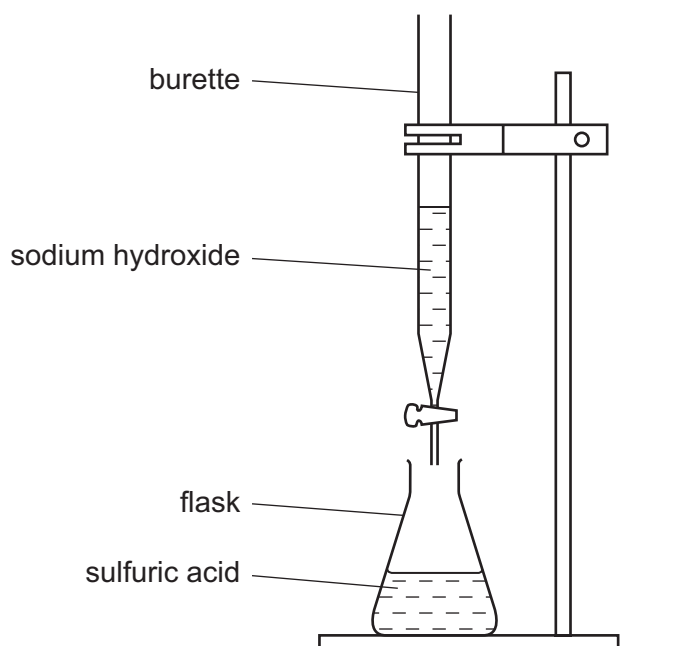


Fig. 1.1

- (a) Sodium hydroxide is added slowly from the burette to the flask until it is in excess.
- (i) Suggest a value for the pH of the acid before any sodium hydroxide solution is added.
- pH = ..... [1]
- (ii) Describe the changes in the pH of the liquid in the flask as the sodium hydroxide is added until in excess.
- .....
- .....
- .....
- ..... [2]
- (iii) Suggest how you could observe the change in pH.
- ..... [1]
- (iv) Write a balanced equation for the reaction that takes place.
- ..... [2]

(b) During the reaction protons are transferred from one reagent to the other.

Identify the source of the protons and explain what is happening.

.....

.....

.....

.....

..... [3]

*For  
Examiner's  
Use*

2 Fig. 2.1 shows a side view of a shallow pool.

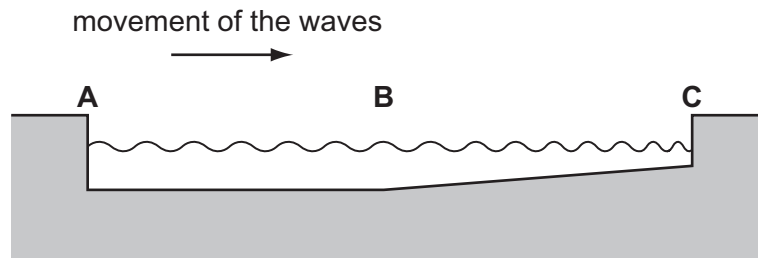


Fig 2.1

Some waves move across the surface of the water.

(a) (i) Mark on the diagram, between **A** and **B**, **one** wavelength of the waves. [1]

(ii) Explain why the wavelength of the waves changes as the waves go across the pool from **B** to **C**.

.....

.....

..... [2]

(b) The wavelength of the waves between **A** and **B** is 12 cm. They move across the pool at a speed of 90 cm/s.

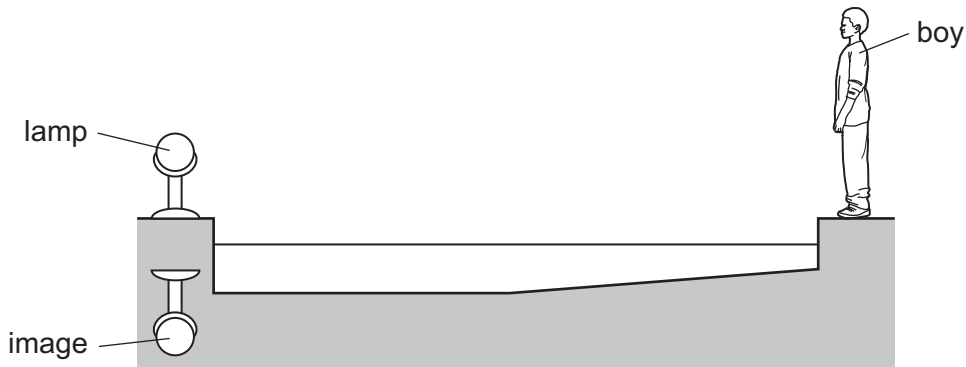
Calculate the frequency of these waves.

Show your working.

frequency ..... [2]

- (c) When the pool is perfectly calm, a boy observes that an image of a lamp is formed as shown in Fig. 2.2.

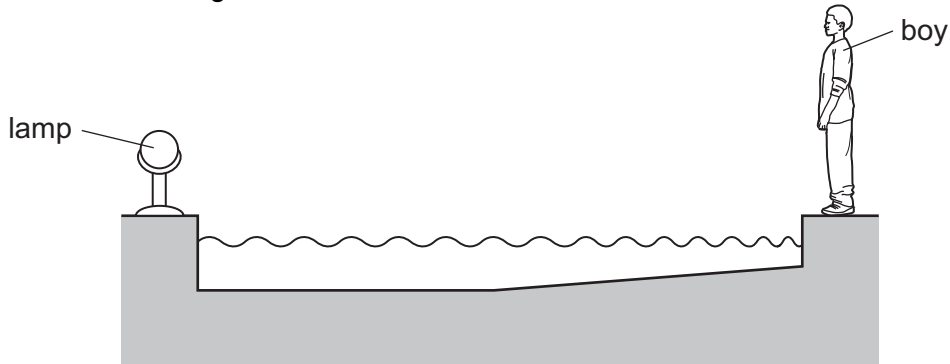
For  
Examiner's  
Use



**Fig. 2.2**

- (i) On Fig. 2.2, draw a ray from the lamp to the boy's eye to show how the image is formed. [2]

A breeze blows and ripples form. The appearance of the side view of the surface of the pool is shown in Fig. 2.3.



**Fig. 2.3**

- (ii) Explain why a single image of the lamp is no longer seen. Draw suitable rays on Fig. 2.3 to help with your explanation.

.....

.....

..... [3]

3 Ethanol can be made by two different processes:

- fermentation,
- addition of steam to ethene.

For  
Examiner's  
Use

(a) (i) Describe how ethanol is made by fermentation.

.....

.....

.....

.....

..... [3]

(ii) Complete and balance this equation to show the formation of ethanol by fermentation.



(b) Steam is reacted with ethene according to this equation.



Calculate the volume of ethene, measured at room temperature and pressure, which reacts to produce 1.0 dm<sup>3</sup> of ethanol.

Ethanol has a density of 0.8 kg/dm<sup>3</sup>.

[A<sub>r</sub>: C, 12; H, 1; O, 16.]

[At room temperature and pressure 1 mole of any gas has a volume of 24 dm<sup>3</sup>.]

Show your working.

volume of ethene = ..... dm<sup>3</sup> [4]

(c) Ethene is made by the cracking of hydrocarbons obtained from crude oil.

Describe this process.

.....  
.....  
.....  
.....  
..... [3]

*For  
Examiner's  
Use*

- 4 Fig. 4.1 shows two conducting spheres. Sphere **B** is connected to earth through a sensitive ammeter. Sphere **A** has a very large positive charge on it. When sphere **B** is brought near to **A**, a spark jumps between the two spheres and the ammeter needle moves rapidly up the scale and then back to zero.

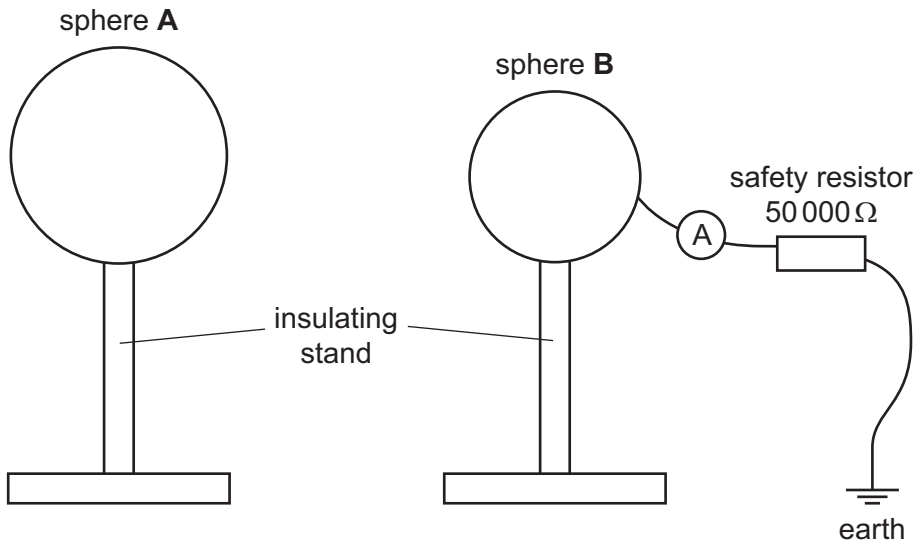


Fig. 4.1

- (a) (i) Explain why the ammeter needle moves.

.....  
 .....  
 ..... [2]

- (ii) Describe the energy changes that occur when the spark jumps between the two spheres.

.....  
 .....  
 ..... [3]

- (b) (i) The average current through the ammeter is 0.0012 mA.

Calculate the average potential difference across the safety resistor.

potential difference = ..... [2]



- (ii) The current lasts for 1.5 ms.

Calculate the charge which flows through the ammeter.

*For  
Examiner's  
Use*

charge = ..... [2]

- (iii) Calculate the energy transferred in the resistor.

energy = ..... [2]

- 5 Table 5.1 shows the elements in a period of the Periodic Table.

For  
Examiner's  
Use

**Table 5.1**

group	I	II	III	IV	V	VI	VII
element	Li	Be	B	C	N	O	F

- (a) Describe the relationship between group number and the number of outer shell electrons in the atoms of these seven elements.

..... [1]

- (b) Describe how the character of the elements changes from left to right across these seven elements.

.....  
..... [1]

- (c) Lithium forms an ion  $\text{Li}^+$ . Oxygen forms an ion  $\text{O}^{2-}$ .

- (i) What is the formula for the ionic compound lithium oxide?

..... [1]

- (ii) Describe, in terms of electrons, how lithium and oxygen atoms form the compound lithium oxide.

.....  
.....  
.....  
.....  
..... [3]

- (d) In the box below, draw a diagram to show the arrangement of all electrons in a molecule of nitrogen.

*For  
Examiner's  
Use*



[3]

6 Jane is given a radioactive source. She finds out what type or types of radiation it emits.

(a) Describe **one** safety precaution she must take when using the source.

.....  
..... [1]

(b) She sets up a GM-tube and finds there is a count of 12 in one minute with no source present. State why there is a count with no source present.

.....  
..... [1]

(c) She places the source a few centimetres from the GM-tube. Table 6.1 shows the results she obtains using different absorbers between the GM-tube and the source.

**Table 6.1**

absorber	reading 1 / counts per minute	reading 2 / counts per minute	reading 3 / counts per minute
none	4352	4429	4388
thin card	1265	1321	1272
2 mm aluminium	1269	1247	1285
4 cm lead	33	45	37

(i) Explain why, when there is no absorber present, the readings vary.

.....  
..... [1]

- (ii) Complete Table 6.2 and indicate whether each of the three types of radiation are present or absent. Use the evidence from Table 6.1 to explain the presence or absence of each of the three types of radiation.

For  
Examiner's  
Use

**Table 6.2**

type of radiation	present (✓) absent (x)	reason
alpha		
beta		
gamma		

[4]

- (d) In a research project a small amount of an alpha emitting isotope is injected into a cancerous tumour in a mouse.

- (i) Suggest why alpha radiation might be especially effective at destroying tumours.

.....  
 .....  
 ..... [2]

- (ii) Explain why a beam of alpha particles is not aimed at the tumour from outside the body of the mouse.

.....  
 ..... [2]

7 Fig. 7.1 shows a blast furnace producing iron from iron ore.

For  
Examiner's  
Use

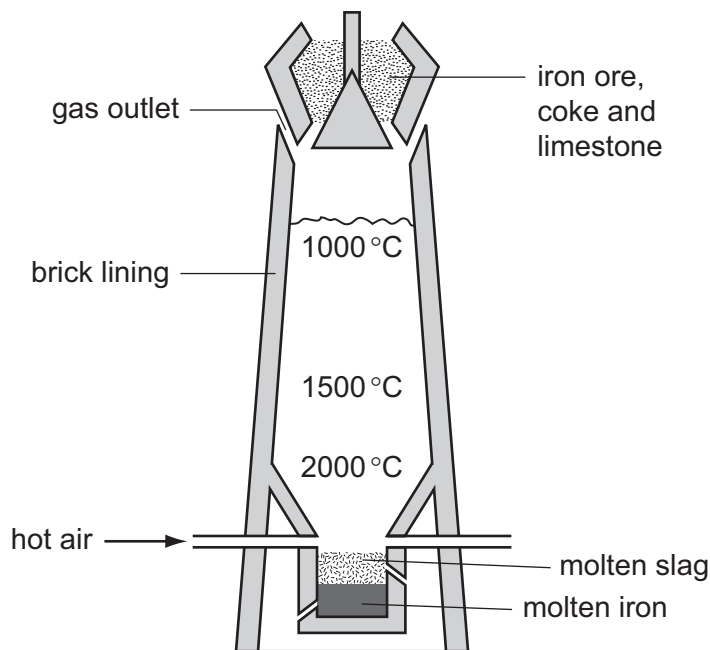
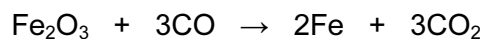


Fig. 7.1

In the blast furnace iron(III) oxide is reduced by carbon monoxide to produce iron metal.



(a) Carbon monoxide is formed from coke in two stages in the blast furnace.

(i) Describe the **two** stages to show how carbon monoxide is formed in the blast furnace.

stage 1 .....

.....

stage 2 .....

..... [2]

(ii) Write balanced equations for the **two** stages that are involved in this formation of carbon monoxide.

stage 1 .....

stage 2 ..... [2]

(b) A blast furnace produces 60 000 tonnes of iron per week.

Calculate the mass of iron(III) oxide used to produce this iron.

[Ar: Fe, 56; O, 16.]

For  
Examiner's  
Use

mass = ..... tonnes [3]

(c) Mild steel and stainless steel are two alloys of iron.

(i) How are alloys of iron produced?

.....  
..... [1]

(ii) Give a reason for producing alloys of iron.

.....  
..... [1]

(d) Aluminium ore contains aluminium oxide,  $Al_2O_3$ .

Why is aluminium **not** extracted from this ore using a blast furnace?

.....  
..... [1]

8 A student measures the density of an irregularly shaped stone.

(a) (i) Name **two** pieces of apparatus he might use.

- 1. .... [2]
- 2. .... [2]

(ii) State the measurements he makes.

- ..... [2]
- ..... [2]

(iii) Explain how he uses his results to find the density of the stone.

- ..... [2]
- ..... [2]

(b) A beaker contains 280g of sea water, which has a density of 1.12 g/cm<sup>3</sup>.

Calculate the volume of sea water in the beaker.

volume = ..... cm<sup>3</sup> [2]



**BLANK PAGE**

**BLANK PAGE**

**BLANK PAGE**

